



## Comparison on BAA No.3 and BAA No.15

### Summary

- 2021 budget is 15% higher than 2020 budget
- MBHTE has the highest budget for 2020 and 2021
- Office of Wali has the lowest budget for 2020 and 2021
- MHSD has the highest percent increase in budget with 754%
- Miscellaneous and Other Personnel Benefit has the highest percent decrease in budget with -81%
- MILG, Miscellaneous and other Personnel Benefit, and Contingent Fund are the 3 office/ministry that decreased their budget.
- MOTC, MPW, MHSD are the 3 ministries that have greater than 100% increase in its budget.

Table 1. Total Fund Appropriation of Each BARMM Office/Ministry in 2020 and 2021

Office/Ministry	2020	2021	% Change	Increased/Decreased
Office of the Speaker	2,591,131,798.60	3,707,969,000.00	43%	Increased
Office of the Chief Minister	7,922,849,141.76	10,292,444,735.25	30%	Increased
Ministry of Finance, and Budget, and Management	454,049,670.50	389,622,624.49	-14%	Decreased
Ministry of Social Services and Development	2,033,934,622.42	3,320,606,376.05	63%	Increased
Ministry of Trade, Investment, and Tourism	279,828,949.72	323,537,406.68	16%	Increased
Ministry of Labor and Employment	193,213,547.26	274,104,652.74	42%	Increased
Ministry of Transportation and Communications	214,911,562.40	623,200,803.21	190%	Increased
Ministry of Basic, Higher, and Technical Education	19,056,935,766.67	23,521,710,468.87	23%	Increased
Ministry of Indigenous Peoples' Affairs	99,635,217.70	105,244,913.04	6%	Increased
Ministry of Health	3,069,533,195.95	5,120,445,263.26	67%	Increased



Republic of the Philippines  
**BANGSAMORO TRANSITION AUTHORITY**  
 Bangsamoro Autonomous Region in Muslim Mindanao  
**POLICY RESEARCH AND LEGAL SERVICES**

<b>Ministry of Public Works</b>	4,089,426,542.06	15,793,522,929.66	286%	Increased
<b>Ministry of Interior and Local Government</b>	1,354,637,972.84	1,055,588,519.60	-22%	Decreased
<b>Ministry of Environment, Natural Resources, and Energy</b>	460,483,910.78	553,798,941.86	20%	Increased
<b>Ministry of Human Settlements and Development</b>	94,935,427.50	811,012,237.93	754%	Increased
<b>Ministry of Science and Technology</b>	164,560,997.76	197,227,565.61	20%	Increased
<b>Ministry of Agricultural, Fisheries, and Agrarian</b>	986,810,707.87	1,530,859,966.65	55%	Increased
<b>Ministry of Public Order and Safety</b>	86,808,855.58	108,821,965.09	25%	Increased
<b>Office of the Wali</b>	27,809,726.07	33,022,030.80	19%	Increased
<b>Pension and Gratuity Fund</b>	252,519,710.63	271,664,163.87	8%	Increased
<b>Miscellaneous and Other Personnel Benefit</b>	9,280,558,584.58	1,777,977,996.03	-81%	Decreased
<b>Contingent Fund</b>	13,201,891,779.81	5,444,274,837.06	-59%	Decreased
<b>Bangsamoro Planning and Development Authority</b>	N/A	85,087,444.30	N/A	N/A
<b>Bangsamoro Attorney-General's Office</b>	N/A	41,086,262.05	N/A	N/A
<b>Bangsamoro Human Rights Commission</b>	N/A	97,456,528.90	N/A	N/A
<b>Bangsamoro Women Commission</b>	N/A	71,644,105.90	N/A	N/A
<b>Bangsamoro Youth Commission</b>	N/A	76,750,009.35	N/A	N/A
<b>Total</b>	<b>65,916,467,688.46</b>	<b>75,628,681,748.25</b>	<b>15%</b>	Increased



Republic of the Philippines  
**BANGSAMORO TRANSITION AUTHORITY**  
**Bangsamoro Autonomous Region in Muslim Mindanao**  
**POLICY RESEARCH AND LEGAL SERVICES**

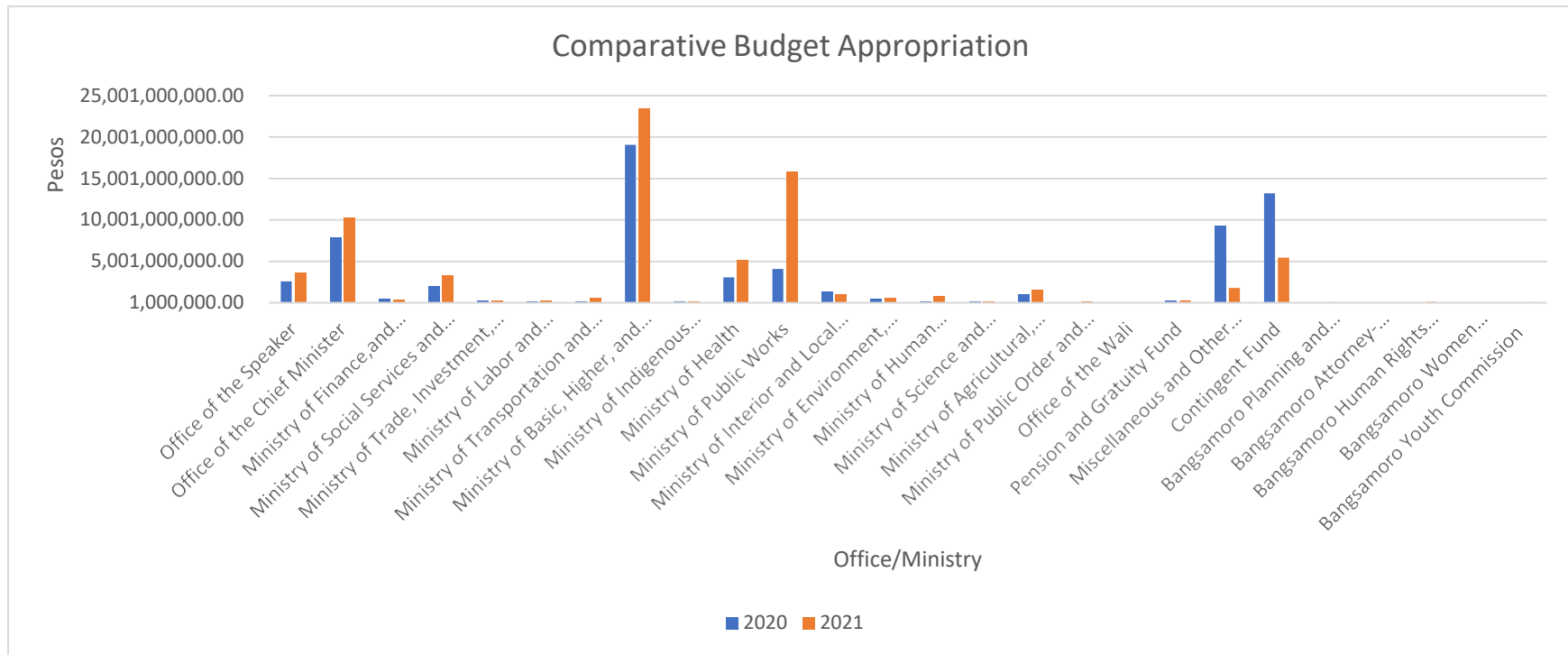
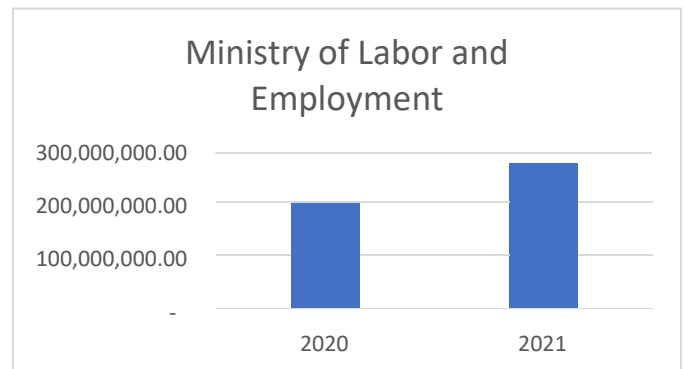
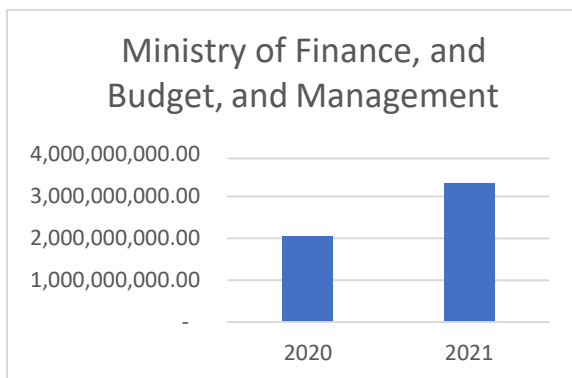
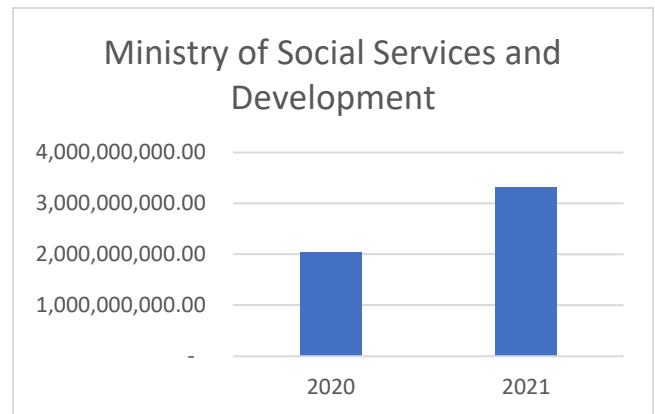
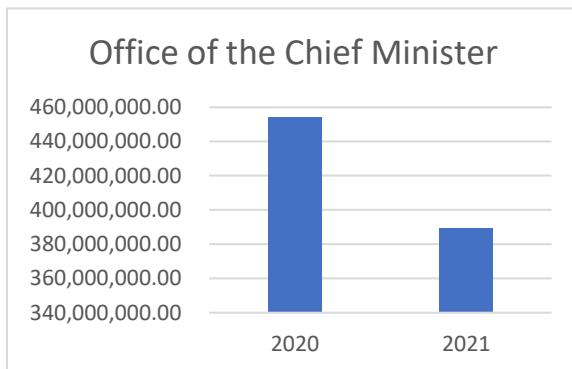
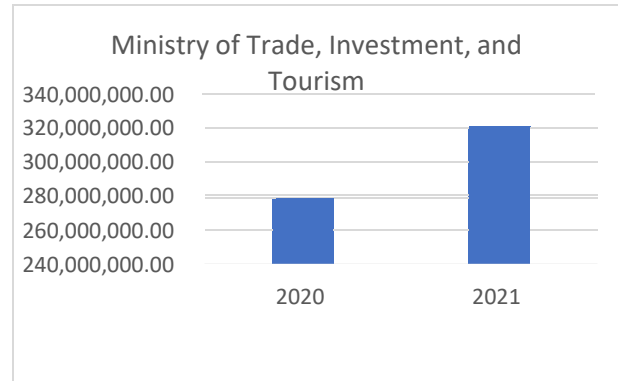
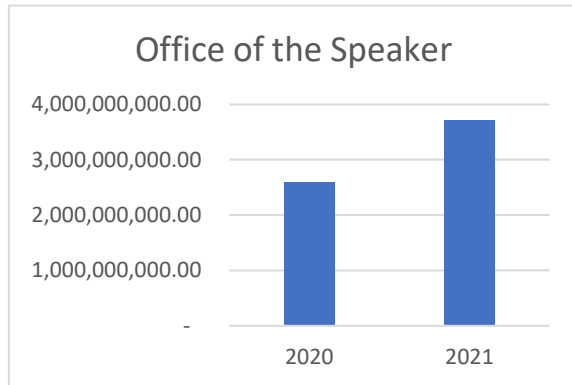
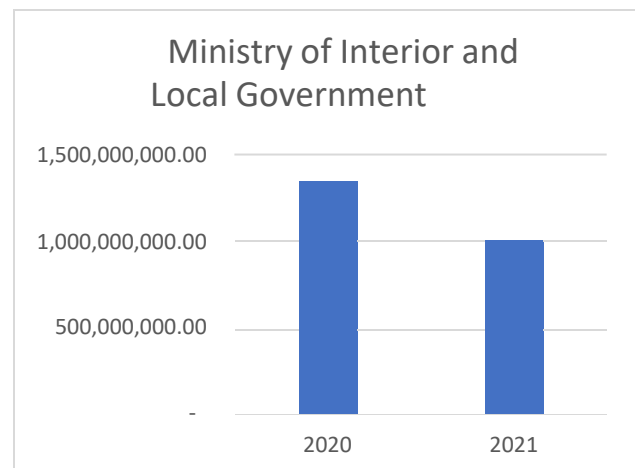
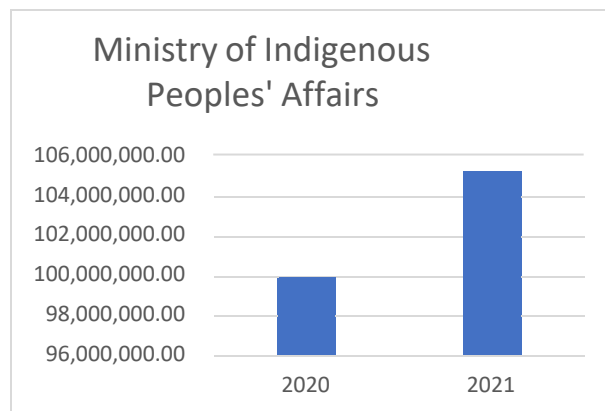
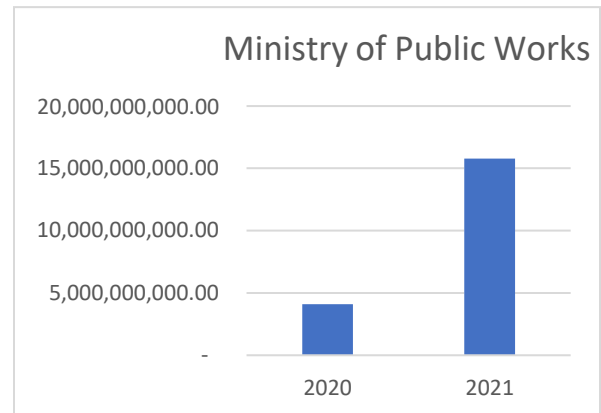
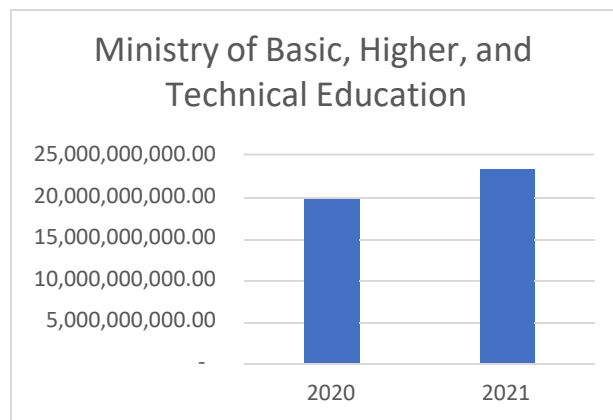
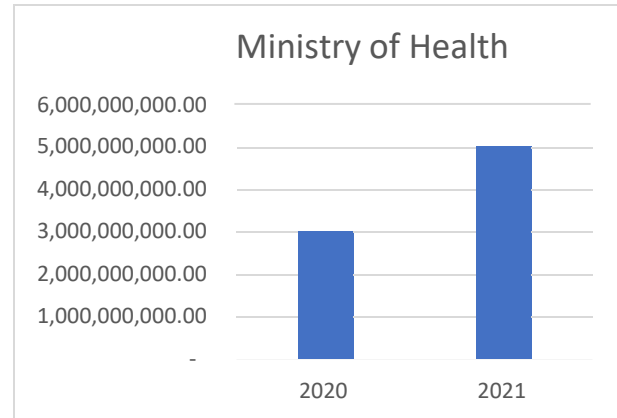
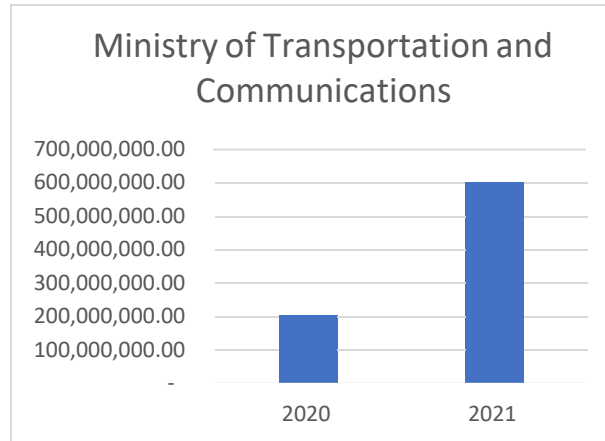


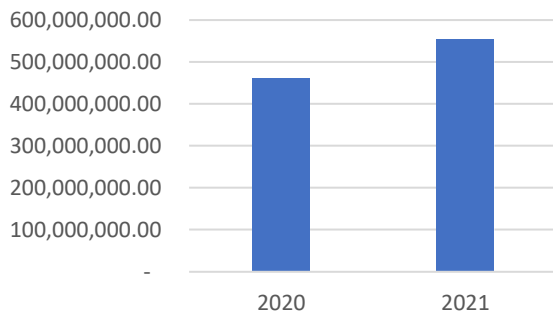
Figure 1. Bar Graph of the Budget Appropriation of Each Office/Ministry



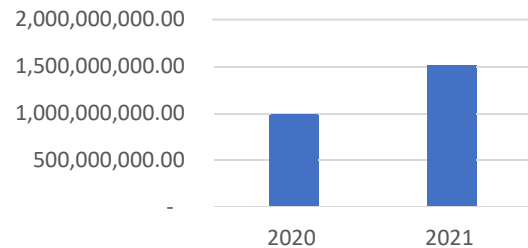




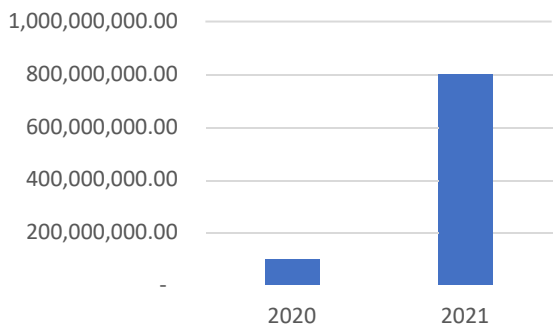
### Ministry of Environment, Natural Resources, and Energy



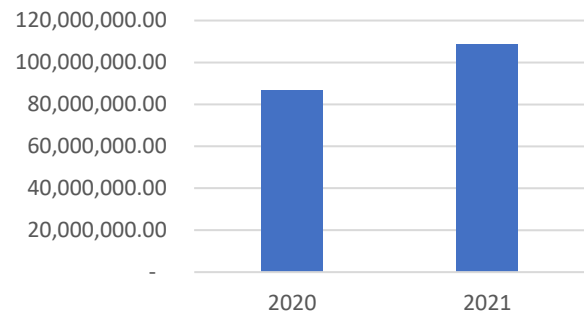
### Ministry of Agricultural, Fisheries, and Agrarian



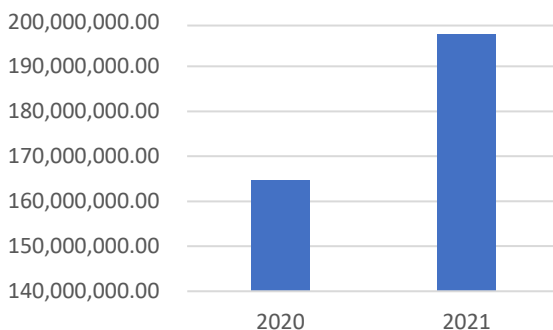
### Ministry of Human Settlements and Development



### Ministry of Public Order and Safety



### Ministry of Science and Technology



### Office of Wali

